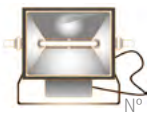


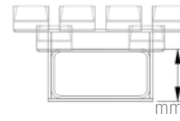
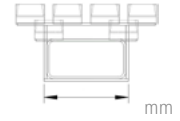


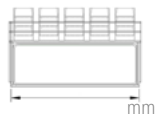



CESTAS Y PLATAFORMAS

Características geométricas · Caracteristiques geometriques · Geometric characteristics

Ref.		Proyectores Projecteurs Floodlights	Plataforma circular Plate-forme circulaire Circular platform	Plataforma rectangular Plate-forme rectangulaire Rectangular platform	Plataforma con parrilla Plate-forme avec herse Platforms with headframe					
										
CE-CIR	1500	4/8	1500	1200	X	X	X	X	X	X
CE-CUA	16x9x16,5	4/8	X	X	900	1600	1650	X	X	300
CE-PAR	30x14x12	>/= 10	X	X	X	X	X	1400	>/= 3000	1200

