


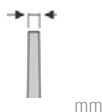
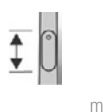
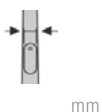
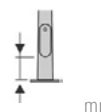


DELTA

Características geométricas · Caracteristiques geometriques · Geometric characteristics

* Las medidas pueden variar según países.
 Les mesures peuvent varier selon pays.
 Measurements may vary according to countries.



Ref.

		 mm	 mm	 mm	 mm	 mm	 mm (*)	 MxL
DELTA	- 5 - 60	5000	60	400	85	500	215	16 x 500
DELTA	- 6 - 60	6000	60	400	85	500	215	16 x 500
DELTA	- 7 - 60	7000	60	400	85	500	285	20 x 500
DELTA	- 8 - 60	8000	60	400	85	500	285	20 x 500
DELTA	- 9 - 60	9000	60	400	85	500	285	22 x 500

