



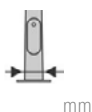


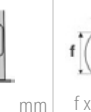
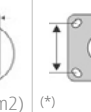


CARRÊ

Características geométricas · Caracteristiques geometriques · Geometric characteristics

* Las medidas pueden variar según países.
 Les mesures peuvent varier selon pays.
 Measurements may vary according to countries.



Ref.

		 mm	 mm	 mm	 mm	 mm	 mm	 mm	 mm	 MxL
CARRÊ	- 3 - 115	3000	115	115	400	85	500	74 x 79	215	16 x 500
CARRÊ	- 3,5 - 115	3500	115	115	400	85	500	74 x 79	215	16 x 500
CARRÊ	- 4 - 120	4000	120	120	400	85	500	81 x 79	215	16 x 500
CARRÊ	- 4,5 - 120	4500	120	120	400	85	500	81 x 79	215	16 x 500
CARRÊ	- 5 - 125	5000	125	125	400	85	500	78 x 79	215	16 x 500
CARRÊ	- 5,5 - 125	5500	125	125	400	85	500	78 x 79	215	16 x 500
CARRÊ	- 6 - 140	6000	140	140	400	85	500	99 x 79	285	16 x 500

